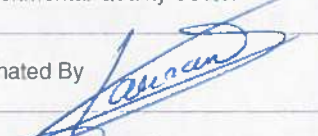




## Technical Guidance Document Outline for Fugitive Dust Control Plan

EAD-EQ-PCE-TG-18

Environmental Quality Sector	*Corporate Management Representative	Secretary General
Originated By 	Reviewed By 	Approved By 
<p>* Refer to SG Administrative orders No. 08/2008, No. 17/2008, and No. 16/2008 and SG Circulars S.G/C-13/10 and S.G/C-15/10 Concerning Management of the Quality, Environment, Health, and Safety Management System at the Environment Agency–Abu Dhabi.</p>		

# Technical Guidance Document Outline for Fugitive Dust Control Plan

## Table of Contents

1.0	Facility Description .....	4
1.1	Site ownership and physical location .....	4
1.2	Narrative overview description of the facility site, processes, and equipment .....	4
1.3	Process flow diagram showing the processes, operations, and equipment that have potential to emit fugitive dust .....	4
1.4	Key facility design and operating parameters (e.g., material flow, process, or storage capacities and throughput and traffic loads for facility roads, including any seasonal or workflow variation) .....	4
1.5	Facility site map showing the locations of all fugitive dust emission sources and key site features discussed in the facility description, such as the location and current condition of haul roads on the site, if they are significant sources of fugitive dust .....	4
2.0	List of Fugitive Dust Sources .....	4
2.1	Fugitive Dust Sources Subject to the Requirements of the Plan .....	4
2.2	Procedure .....	5
3.0	Description of Fugitive Dust Minimization, Control Measures, and Operating Practices .....	5
3.1	Minimization or Control Methods .....	5
3.2	Examples .....	5
3.3	Routine Maintenance .....	5
4.0	Monitoring .....	5
4.1	Monitoring Methods .....	5
4.2	Inspection Procedure .....	6
5.0	Training .....	6
6.0	Plan Audit .....	6
	Appendix A: Site Location Map .....	7
	Appendix B: Process Flow Diagrams .....	8

## List of Tables

1.	Table Title .....	Error! Bookmark not defined.
----	-------------------	------------------------------

# Technical Guidance Document Outline for Fugitive Dust Control Plan

## List of Abbreviations

Abbreviation	Definition
Abbreviation	Definition

## Definitions of Terms

**Term**—Definition.

**Term**—Definition.

## Purpose of This Guidance Document

A permit for a facility that has the potential to emit fugitive particulate emissions (dust) into indoor or ambient air from the processing, storage, or handling of materials requires the facility to prepare and implement a Fugitive Dust Control Plan. The purpose of this plan is to outline the facility's framework for the identification of dust-emitting sources and implementation of methods and approaches that will minimize, mitigate, and control fugitive dust generated by the operations at the facility. This plan also includes the training requirements for workers so they can proficiently implement the plan, as well as the recordkeeping necessary to demonstrate compliance with the plan.

The Fugitive Dust Control Plan (FDCP) must be submitted to the Environment Agency–Abu Dhabi (EAD) and updated as necessary to be current with fugitive dust sources and control measures used at the facility. The FDCP Plan should be submitted as part of a facility's Operation Environmental Management Plan (OEMP).

# Technical Guidance Document Outline for Fugitive Dust Control Plan

## 1.0 Facility Description<sup>1</sup>

Section 1.0 provides background information about the industrial processes and storage and handling operations at the facility. Information required for this section includes the following:

### 1.1 Site ownership and physical location

Body Text

### 1.2 Narrative overview description of the facility site, processes, and equipment

Body Text

### 1.3 Process flow diagram showing the processes, operations, and equipment that have potential to emit fugitive dust

Body Text

### 1.4 Key facility design and operating parameters (e.g., material flow, process, or storage capacities and throughput and traffic loads for facility roads, including any seasonal or workflow variation).

Body Text

### 1.5 Facility site map showing the locations of all fugitive dust emission sources and key site features discussed in the facility description, such as the location and current condition of haul roads on the site, if they are significant sources of fugitive dust.

Body Text

## 2.0 List of Fugitive Dust Sources

### 2.1 Fugitive Dust Sources Subject to the Requirements of the Plan

The Fugitive Dust Control Plan must include a list of fugitive dust sources that are subject to the requirements of the plan and specific information to help locate and identify the source within the process and facility. The types of sources can include dry material storage areas; transfer or handling operations; loading or unloading from trucks, railcars, or ships; and outdoor storage piles. Additional sources can include areas used for blending of materials; open conveyor systems; transfer points such as drops, hoppers, or bins; and haul roads, parking lots, staging areas, and other open storage areas subject to wind erosion. The source list must also identify the type of material used that results in dust emissions (e.g., aggregate pile, cement, fly ash). The source list must also include the following:

- Unique identification number or designation for each source.
- Location of the source in the facility (coordinated with a map and a process flow diagram). The location map should indicate the prevailing wind direction.
- Name of the dust-generating material stored or used.

<sup>1</sup> This section can be omitted if the Fugitive Dust Control Plan is part of a facility's Operation Environmental Management Plan (OEMP), provided that the OEMP facility description includes information about the processes or equipment with potential for fugitive dust emissions.

## Technical Guidance Document Outline for Fugitive Dust Control Plan

### 2.2 Procedure

The plan should include a procedure to ensure that the source list is updated regularly to reflect the current facility processes and configuration. The procedure should identify the person who is responsible for performing regular reviews or audits of the source list and how often reviews and updates should be conducted.

## 3.0 Description of Fugitive Dust Minimization, Control Measures, and Operating Practices

### 3.1 Minimization or Control Methods

The plan must include descriptions of fugitive dust minimization or control methods used for each fugitive dust source (or type of sources) identified in the source list. Specifically, the descriptions should include the following:

- Name of the method
- Materials or equipment used or needed
- Procedures for implementation, including frequency and identification of responsible staff
- Records required to be maintained to document implementation.

### 3.2 Examples

Examples of dust minimization and control measures could include the following:

- For roads, this includes paving dirt roads, reducing speed on roadways, sweeping or using water or dust suppression application, and establishing a truck wash station.
- For material storage, loading and unloading, and transfer, this includes using water sprays and enclosures controlled with filters, minimizing drop distance or disturbances during movements, and employing moistening materials when appropriate.
- For haul roads, staging areas, parking lots, and other open areas, the facility should consider making modifications to the daily routine to reduce traffic and operations in some areas. Also consider aspects of a daily routine that could be eliminated to reduce the number of sources or minimize the impacts, particularly around the property's boundaries.

### 3.3 Routine Maintenance

When control measures require the use of suppressants, water, or equipment, the plan must describe routine maintenance of control equipment or other items to ensure that these are available for dust-control activities.

## 4.0 Monitoring

Facility conditions must be monitored regularly to ensure that visible emissions are controlled according to the Fugitive Dust Control Plan.

### 4.1 Monitoring Methods

The plan must outline what methods (such as U.S. Environmental Protection Agency Method 22, Visible Emissions) will be used to monitor fugitive dust, the frequency of monitoring, the staff responsible for monitoring, and what records should be maintained.

## Technical Guidance Document Outline for Fugitive Dust Control Plan

### 4.2 Inspection Procedure

The Fugitive Dust Control Plan must include a procedure for inspecting fugitive dust sources to ensure that the control measures are implemented as outlined in the plan. The procedure must include the following:

- The role of the person who is responsible for conducting the inspections
- Any training that the person who is responsible for the inspections will receive
- The frequency of the inspections
- What equipment (such as portable aerosol monitors) will be used during inspections, if any
- What records must be maintained to document the inspections
- Responsibilities and accountabilities with respect to follow-up or corrective actions required as a result of the inspections.

### 5.0 Training

The plan must outline the training requirements for personnel responsible for implementing the Fugitive Dust Control Plan to include, at a minimum, initial and periodic refresher training.

### 6.0 Plan Audit

The plan must outline who is responsible for and the frequency of audits of the plan. Audits are conducted to determine whether the plan is being implemented correctly and to identify any improvements that can be made to the plan, methods, or controls to ensure control or minimization of fugitive dust emissions from the facility. The plan may be revised if the audit or inspections indicate that dust management practices do not meet requirements.

## Technical Guidance Document Outline for Fugitive Dust Control Plan

### **Appendix A: Site Location Map**

## Technical Guidance Document Outline for Fugitive Dust Control Plan

### Appendix B: Process Flow Diagrams

Body Text.



## Technical Guidance Document Outline for Fugitive Dust Control Plan

### Document Change History

Doc. No.	Rev. No.	Rev. Date	Revision Description	Page No.	Approved by
EAD-EQ-PCE-TG-18	00	14 April 2014	First Issue		SG
Remarks:					

#### **Disclaimer**

The information provided on our website is for general information purposes only. While WKC endeavours to provide the most up to date and accurate information, documents and links on our website, we will not be held liable for any loss or damage including without limitation, indirect or consequential loss or damage, or any loss or damage whatsoever arising from the use any of the information provided on our website. For any queries regarding the information on our website, please contact us on [enquiries@wkcgroup.com](mailto:enquiries@wkcgroup.com).